



Read Write Inc.

Fresh Start

Fresh Start
Phonics and Reading Catch up
Programme Year 5 & Year 6

Meeting for KS2 Parents



Reading changes everything

Teach a child to read and keep that child reading and we will change everything.

And I mean everything.

Jeanette Winterson

With that in mind. We would like to share how we help our children on their reading journey.

What is Fresh Start?

Fresh Start is a catch-up phonics programme designed to accelerate the progress of students.

It is a tried and tested programme for Year 5 upwards

It provides success in reading

There is training and ongoing staff development

Each student is assessed to check the suitability of Fresh Start and determine their starting point.

Regular 1:1 tutoring, small group work and assessment

How does it work?

Pupils:

- Learn 44 sounds and matching letter
- Learn to blend sounds to read words
- Read lots of specially written words and stories

This is decoding

Speed Sounds Set 1

m a s d t

i n p g o

c k u b

f e l h sh r

j v y w

th z ch qu x ng nk

Set 1 are single sounds
which can be blended
together to create simple
words – eg. c-a-t



Speed Sounds Set 2

ay: may I play

ee: what can you see

igh: fly high

ow: blow the snow

oo: poo at the zoo

oo: look at a book

ar: star the car

or: shut the door

air: that's not fair

ir: whirl and twirl

ou: shot it out

oy: toy for a boy

Set 2 speed sounds build on the final set of Speed Sounds 1, consisting of more than one letter to represent a single sound.

They are taught using phrases and pictures.



Speed Sounds Set 3






























ea: cup of <u>tea</u>
oi: spo <u>i</u> l the bo <u>y</u>
a-e: make a ca <u>ke</u>
i-e: nice sm <u>i</u> le
o-e: phone ho <u>m</u> e
u-e: huge br <u>u</u> te
aw: <u>y</u> awn at <u>d</u> awn
are: sh <u>a</u> re and <u>c</u> are
ur: p <u>u</u> rse for a <u>n</u> urse
er: a bett <u>e</u> r lett <u>e</u> r
ow: br <u>o</u> wn <u>c</u> ow
ai: sn <u>a</u> il in the r <u>a</u> in
oa: go <u>a</u> t in a bo <u>a</u> t
ew: ch <u>e</u> w the st <u>e</u> w
ire: f <u>i</u> re f <u>i</u> re!
ear: h <u>ea</u> r with your <u>ea</u> r
ure: s <u>u</u> re it's p <u>u</u> re?
tion: (celebrat <u>i</u> on)
tious / cious: (scrumpt <u>i</u> ous / delici <u>o</u> us
e: h <u>e</u> m <u>e</u> w <u>e</u> sh <u>e</u> b <u>e</u>

When learning Set 3 sounds, students will learn that there is more than one way in which a sound can be written – eg. *ee* as in *tree* and *ea* as in *tea*.

The sounds are made up of multiple letters which represent one sound.



Speed Sounds Set 1

m 	a 	s 	d 	t 
i 	n 	p 	g 	o 
c 	k 	u 	b 	f 
e 	l 	h 	sh 	r 
j 	v 	y 	w 	th 
z 	ch 	qu 	x 	ng nk

Speed Sounds Set 2

ay



may I play?

ee



what can you see?

igh



fly high

ow



blow the snow

oo



poo at the zoo

oo



look at a book

ar



start the car

or




what the door

air



that's not fair

ir



what and twirl

ou



shout it out

oy



toy for a boy

ea



cup of tea

oi



spoil the boy

ā-e



make a cake

ī-e



nice smile

ō-e



phone home

ū-e



huge brute

aw



yawn at dawn

are



car and shore

ur



nurse with a nurse

er



a better letter

ow



brown cow

ai



sail in the air

oa



goat in a boat

ew



chew the stew

ire



fire, first

ear



hear with your ear

ure



nurse with a nurse

Speed Sound Lesson

Children learn digraphs as 'Best Friends'

There is a picture and rhyme that helps children to remember the sound.

ay



may I play?

2. day, play, may, way, lay, say, tray, spray

aw



yawn at dawn

3. saw, raw, law, straw, dawn, paw,
crawl, jaw, claw, yawn

Remember:
'Best Friends'
'Sound Talk'
'Read the word'

1.4


ship



Spell the word using Sound Fingers

cake

remember to say
the word and
pinch the sound



Reading longer words

- ▶ The focus is on learning **spelling** rules for suffixes.

-s	-es	-ing	-ed
-er	-est	-y	-en
-ly	-ment	-ness	-ful

played

singer

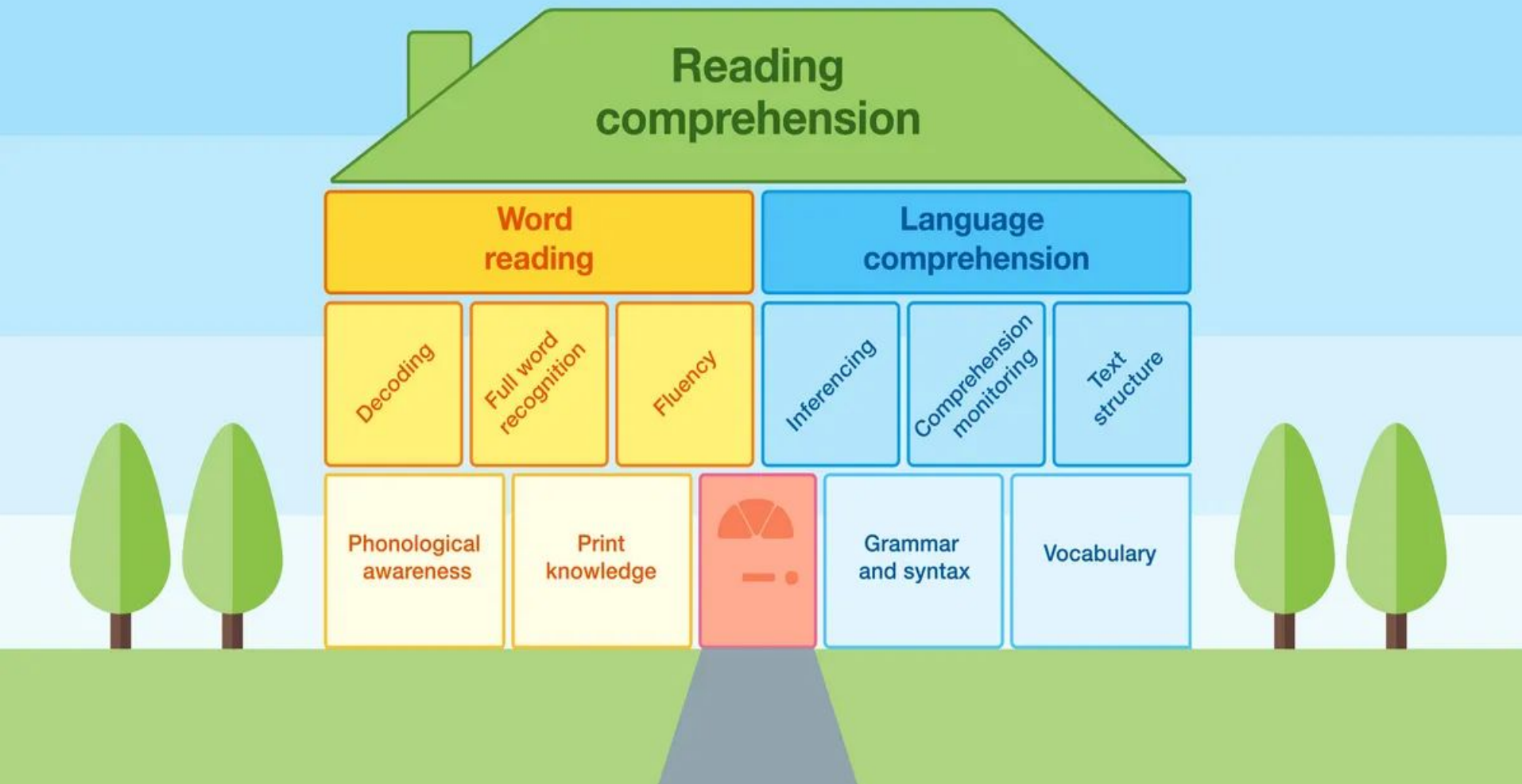
thoughtful

hopping

enjoyment

happily

Reading Comprehension



VIPERS

We teach the children the
comprehension reading skills
(called content domains)
using VIPERS

Reading Vipers

Vocabulary

Infer

Predict

Explain

Retrieve

Sequence or Summarise



Vocabulary in the 2019 Year 6 SATs

The Park - clatter, declares, rhubarb, reassure, reluctantly

Bees - essential, nectar, scent, species, pollinators, swarm, conservation trust, ornamental, artificial, declined

Music Box - faltered, debris, tarnished slung, components, kerosene, piston rings, cerise, contraptions, reeked, indignant, brimstone

Reading for Pleasure

- Alongside the phonics is reading for pleasure



Speaking and Listening



- We develop language through **conversation, discussion, show and tell, role play, drama, debates, presentations, circle time, performances, assemblies, group work, story telling, reciting poetry, formulating and answering questions in class, explaining their understanding clearly.**
- Please use skills such as playing games together and discussion at home too.

How to support reading at home

1. Use 'Best Friends' 'Sound Talk' 'read the word'
2. Practise speed sounds and reading words **speedily**
3. Read together **every day - use the home reading book**
4. Complete the online homework and reading
5. Complete spelling homework also on spelling shed
6. Talk about vocabulary and new words
7. Visiting the local library

Visit Local Libraries



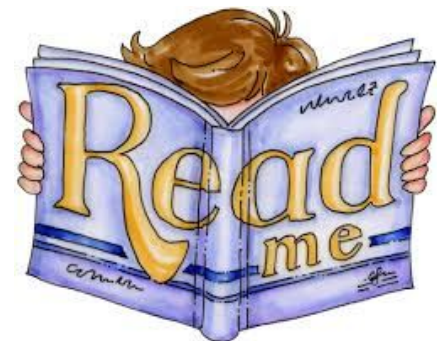
**Edmonton Green
Library**



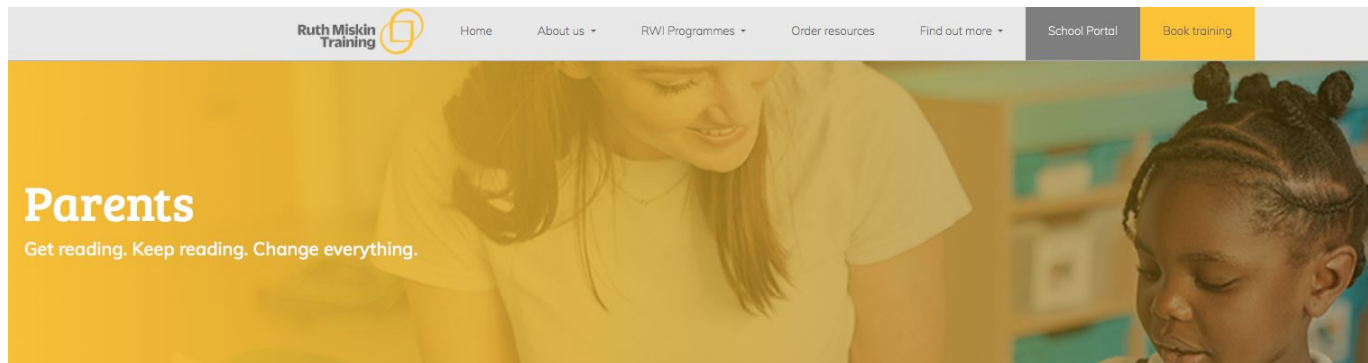
Fore Street Library

Reading at home Oxford Owl:

- Your child will have their password to access this website to read books. Teachers will be assigning books to your child's account these will help them to decode.



Video Tutorials - links on school our website

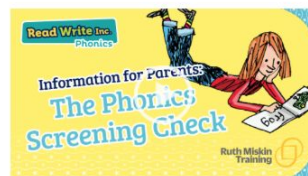
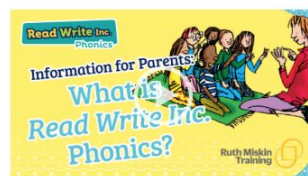



Read Write Inc. Phonics – information for parents

Our films show how we teach children to read and write with Read Write Inc. Phonics.

If your child is in a Read Write Inc. school or if you have bought a parent pack, the films will help you and your child practise together at home.

If you have a question for us, please get in touch via our [Facebook](#) and [Twitter](#) pages.



<https://www.ruthmiskin.com/parents/>

School Website for support

<https://raynhamprimaryschool.co.uk/learning/curriculum-guides/english/phonics-read-write-inc/>



English

English

Phonics – Read Write Inc.

Maths

Science

Geography

History

Computing

PSHE / SMSC

Art & Design

[Home](#) > [Learning](#) > [Curriculum](#) > [English](#) > [Phonics – Read Write Inc.](#)

Phonics – Read Write Inc.

The logo for Read Write Inc. Phonics. It features the words "Read Write Inc." in a bold, yellow, sans-serif font with a black outline, set against a teal rectangular background. Below this, the word "Phonics" is written in a white, sans-serif font.

We use Read Write Inc. Phonics programme to teach our children to read, write and spell.

Parent information:

[RWI parents handout](#)

Visit the parent pages on the Ruth Miskin Training website go to:

Our Virtual library

Find this on our website



Welcome to our Virtual Library

Click on a link and enjoy the story.

RAYNHAM
PRIMARY SCHOOL

We want Raynham to be a place where children are read to, enjoy, discuss and work with high quality books. Here are some 'essential reads'. A collection of classics, we hope will create a library inside our children's minds.

Here are some of the high quality books that include the Pie Corbett reading spine and more. These high quality texts will be shared with your child in class. Please take the opportunity to read, listen to and enjoy these books at home too.

Nursery

- Brown Bear, Brown Bear, What Do You See?* by Bill Martin, Jr. Pictures by Eric Carle
- YOU CHOOSE** by Nick Sharratt and Pippa Goodhart
- We're Going on a Bear Hunt* 50TH ANNIVERSARY EDITION by Michael Rosen and Helen Oxenbury
- The Train Ride* by June Crabbin and Stephen Lambert
- Dear Zoo* by Rod Campbell

Story Time with Mrs Trott

Please click on the videos for the latest stories.



Online resources available

Ruth Miskin Parents' Page:

<http://www.ruthmiskin.com/en/parents/>

Ruth Miskin Facebook:

<https://www.facebook.com/miskin.education>

Free e-books for home reading:

<http://www.oxfordowl.co.uk/Reading/>

Playing phonics games online:

<https://www.phonicsbloom.com/uk/game/odd-and-bob?phase=5#>

Any questions?



Thank you for
listening!

спасибо 谢谢
GRACIAS

THANK YOU

ありがとうございました **MERCI**

DANKE धन्यवाद

شُكراً **OBRIGADO**